CONVEYOR HANDLING COMPANY

6715 Santa Barbara Court
Elkridge, MD 21075-5830
Phone: (410) 379-2700
Fax: (410) 379-0700
Web: www.conveyorhandling.com

November 17, 2015

RE: Hänel Lean Lift
Vertical Carousel Proposal

Thank you for the opportunity to provide a material handling solution for your company. Conveyor Handling Company prides itself on the highest quality and most efficient products on the market. We look forward to helping you meet your material handling needs. Please find below the proposal for the Hänel Lean Lift Model Qty (2) 2460-825/75/800/60 and Qty (1) 2460-825/75/470/40. We quote as follows:

APPLICATION OVERVIEW

CHC proposes to furnish three (3) Hänel Lean Lifts. These lifts will be located near the proposed picking workstation. The primary function of these units is to store and pick Medals and Ribbons.

HANEL LEAN LIFT OVERVIEW

The Hänel Lean Lift is designed to save time and costs and to achieve optimum efficiency. The benefits include:



- Reduce the floor space requirements for your current small parts storage by up to 75%.
- Make your existing staff more productive and reduce the required personnel required to perform the same tasks.
- High performance controls and software systems let you maintain better control of your inventory.
- Optionally limit access to designated storage areas on multiple levels and generate audit trails and reports of storage and retrieval transactions.
- Eliminate walking, stooping, bending, climbing ladders and awkward lifting of heavy parts. Items are delivered safely and consistently at the waist level for optimum ergonomics.

SELF-SUPPORTING STEEL STRUCTURE END FRAMES

A single piece or minimal end frame connection points mean an extremely stable structure. *Multiple connection points in competitors support structure creates LEGO effect and is subject to becoming UNSTABLE!*

EXPANDED SAFETY BYPASS PACKAGE

ESB provides redundant systems for all safeties, height sensors, positioning and memory which means minimum down time. This is an operator activated function and does not require a service technician to initiate. *No competitive equipment can operate if any of these critical systems fail.*

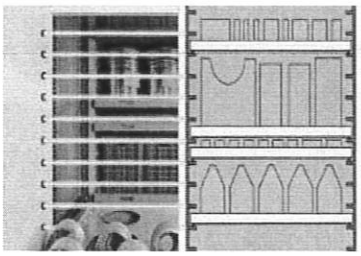

The Lean Lift's Automatic Height Sensor and Integrated Pitch Wall System.

AUTOMATIC HEIGHT SENSOR SYSTEM

EVERY Lean Lift is supplied with Automatic Height Sensors as STANDARD providing ultimate flexibility & minimal operator input. *Available from some competitors but it is ALWAYS a costly option.*

OPTIMIZATION RUN WITH ACCESS PRIORITY FACTOR

All storage shelves are repositioned placing most active items near access while creating additional space and can also reposition pans to maximize cubic capacity within the unit to create more usable storage space. *"Shuffle Modes" from competition does NOT address item activity*!

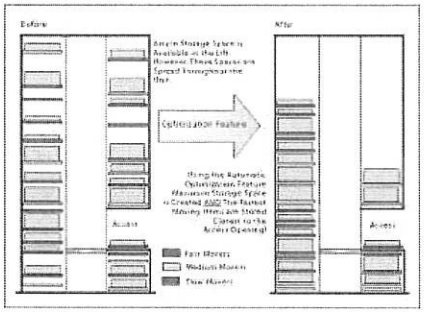

4 CHAIN SUPPORTED EXTRACTOR IS STANDARD

Uneven shelf loading is not a problem with ANY size shelf with 4 chains on all 4 corners of Hänel's extractor. *4 chain suspension available on competitor's heavy duty units or as an option. Some competitors use cables or even belts!*

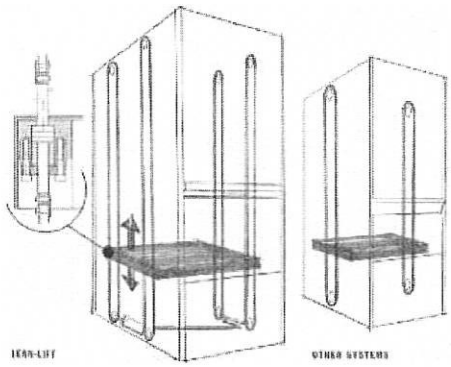

LEAN-LIFT SPECIFICATIONS

(2) Lean-Lift 2460-825/75/800/60 with 45 galvanized and unslotted pans. (MEDALS)

One access

Overall module dimensions:	
Unit Height	281.2" (allow 6" for unit installation)
Unit Width	110.5"
Unit Depth	110.6"
Height of work surface:	35.00"
Clear height of access opening:	28.7"
Total pan capacity:	1,764 pounds
Number of slots:	139
Minimum pan spacing:	2.95"
Maximum pan spacing:	29.5"
Note:	Pan supports positioned every 2.95" to allow varied storage. Storage height positioning is automatically performed through the use of our advanced microprocessor and the on-board height sensing feature.
Dimensions of pans:	96.8" wide x 32.5" deep. See Divider Details
Total module payload capacity:	132,000 lbs. maximum per unit
Pan payload capacity: *	1,764lbs. maximum per pan
Control:	MP12N Hostcom Mode
Safety features:	**Light curtain and chain lock device to meet new safety standard EN15095**, emergency stop button, extended safety emergency operation feature.
Electric drive:	***480 volts***
Lighting:	Full width fluorescent lighting above access
Color:	Off color chart (only Design "A")
Empty pan weight:	289lbs.

(1) Lean-Lift 2460-825/75/470/40 with 26 galvanized and unslotted pans. (RIBBONS)

One access

Overall module dimensions:	
Unit Height	269.1" (allow 6" for unit installation)
Unit Width	110.5"
Unit Depth	110.6"
Height of work surface:	35.00"
Clear height of access opening:	28.7"
Total pan capacity:	1,036 pounds
Number of slots:	139
Minimum pan spacing:	2.95"
Maximum pan spacing:	29.5"
Note:	Pan supports positioned every 2.95" to allow varied storage. Storage height positioning is automatically performed through the use of our advanced microprocessor and the on-board height sensing feature.
Dimensions of pans:	96.8" wide x 32.5" deep. See Divider Details
Total module payload capacity:	88,000 lbs. maximum per unit
Pan payload capacity: *	1,036lbs. maximum per pan
Control:	MP12N Hostcom Mode
Safety features:	**Light curtain and chain lock device to meet new safety standard EN15095**, emergency stop button, extended safety emergency operation feature.
Electric drive:	***480 volts***
Lighting:	Full width fluorescent lighting above access
Color:	Off color chart (only Design "A")
Empty pan weight:	132lbs.

Unit(s) Details

- Lean-Lift® - (Automated Vertical Lift Module)
- MP 12 N Hostcom Mode - (With Hanelsoft Inventory Management Software)
- Pan, Galvanized Steel, Unslotted - (Storage Pan For Lean-Lift VLM)
  - With .98" Double Floor
  - No Fixed Divider
  - Unit Cannot Exceed (75 and 50 Pans Respectively)
  - Short 2 Pans Of Storing All 2,200 Medal SKUs, Ribbons store 624 SKUs
  - Pans Have 24 Compartments Each
- Maintenance Door - (Provides Access For Authorized Service Personnel)
  - Please Advise At Time Of Order
- Emergency Stop Button - (High Visibility, Immediately Halts Unit Operation)
- Safety Bypass - (Redundant System Permits Safe Operation In Event Of Failure
- ESB - (Extended Redundant Safety System For Safe Operation)
- Lighting, Led - (Mounts Inside Of Access Opening For Greater Visibility)

- Any Standard Hänel Color.
  - Please Advise At Time Of Order
- Lift Switch - (Interconnects Multiple Units For Hänel Multiunit Network)
- Safety System Interrupt - (Inactivate Safety System When Unit Is Stationary)
- 480 Volt, 3 Phase Power Supply
- High Speed
- Pick-O-Light® Vario - (Variable-Position Led Beam For Item Identification)
- LVH Light Curtain - (Security Barrier Protects Access Opening From Intrusion)
- MP Supplementary Module 00 - Operation By Remote Control

Divider Details

- (Tpg) Crc Metal Divider System
  - Qty (90) Perimeter Kit 7"H X 32.5"D X 96.85"W
  - Qty (26) Perimeter Kit 12"H X 32.5"D X 96.85"W
  - Qty (630) Partition 6.75"H X 32.3125"D
  - Qty (182) Partition 11.75"H X 32.3125"D
  - Qty (540) Cross Divider 6.75"H X 10.91"W
  - Qty (900) Cross Divider 6.75"H X 12.48"W
  - Qty (156) Cross Divider 11.75"H X 10.91"W
  - Qty (260) Cross Divider 11.75"H X 12.48"W
  - Qty (116) 2mm Black Rubber Pan Liner 32.5"D X 96.85"W

December 18, 2015

***Optional Divider Revised Details**

- Heavy Duty Plastic Vertical Lift Dividers (Specifically design for Hanel VLM)
  - Qty (90) Sets for Medals – 36 Compartments per Pan – 3,240 Compartments Total
  - Qty (26) Sets for Ribbons – 30 Compartments per Pan – 780 Compartments Total
  - TOTAL 4,020 Compartments



MEDALS VLM1 AND VLM2
QTY (90) PANS WITH THIS CONFIGURATION HANELLE ANLIFT PANS MODEL - 2480-823
QTY (12) GOLD COMPARTMENTS -11.6" X 10.5" X 6.75"
QTY (12) SILVER COMPARTMENTS -11.25" X 10.5" X 6.75"
QTY (12) BRONZE COMPARTMENTS -5.75" X 10.5" X 6.75"

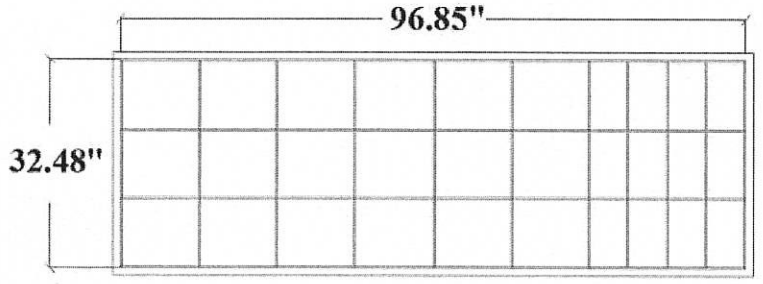

MEDALS VLM3
QTY (26) PANS WITH THIS CONFIGURATION HANELLE ANLIFT PANS MODEL - 2480-823
QTY (18) FULL COMPARTMENTS -11.6" X 10.5" X 11.75"
QTY (12) HALF COMPARTMENTS -5.75" X 10.5" X 6.75"